

"High Frequency Ceramic Solutions"

2.5 GHz Balun

P/N 2500BL14M050

Detail Specification: 03/01/06

Page 1 of 2

General Specifications

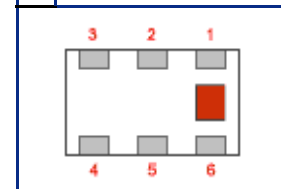
Part Number	2500BL14M050
Frequency (MHz)	2300~2700
Unbalanced Impedance	50 Ω
Differential Balanced Impedance	50 Ω
Insertion Loss	1.2 dB max.
Return Loss	9.5 dB min.

Phase Difference	180° ± 15
Amplitude Difference	1.5 dB max.
Operating Temperature	-40 to +85°C
Reel Quantity	4,000
Power Capacity	3 Watts max.

P/N Suffix	Packaging Style	Bulk	Suffix = S	Eg. 2500BL14M050S
		T & R	Suffix = E	Eg. 2500BL14M050E
	Termination Style	100% Tin	Suffix = None	Eg. 2500BL14M050(E or S)
		Tin / Lead	Suffix = /Pb	Eg. 2500BL14M050(E or S)/Pb

Terminal Configuration

No.	Function
1	Unbalanced Port (IN)
2	GND, or DC feed + RF GND
3	Balanced Port (OUT1)
4	Balanced Port (OUT2)
5	GND
6	NC



Mechanical Dimensions

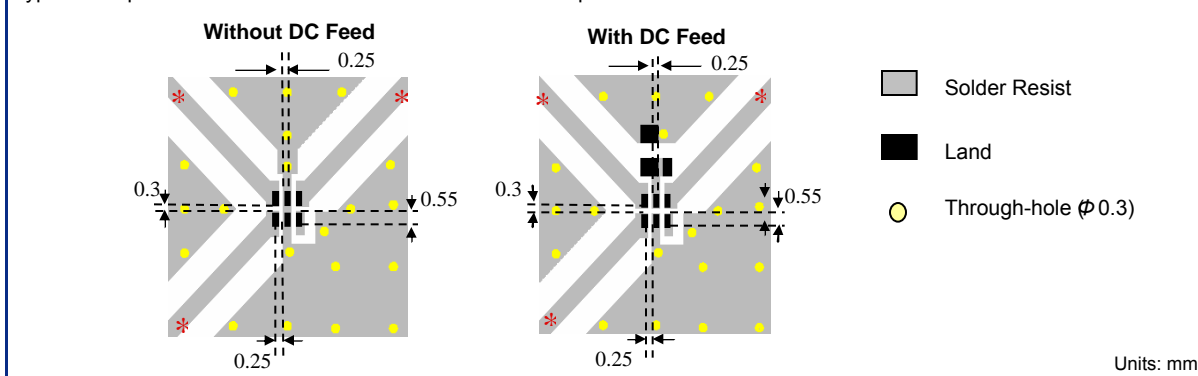
	In	mm
L	0.063 ± 0.004	1.60 ± 0.10
W	0.031 ± 0.004	0.80 ± 0.10
T	0.024 ± 0.004	0.60 ± 0.10
a	0.008 ± 0.004	0.20 ± 0.10
b	0.008 +.004/-0.006	0.20 +0.1/-0.15
c	0.006 ± 0.004	0.15 ± 0.10
g	0.012 ± 0.004	0.30 ± 0.10
p	0.020 ± 0.002	0.50 ± 0.05

Mounting Considerations

Mount these devices with brown mark facing up.

Line width should be designed to provide proper impedance matching characteristics.

Bypass components should be inserted when the DC feed option is utilized.



Johanson Technology, Inc. reserves the right to make design changes without notice.

All sales are subject to Johanson Technology, Inc. terms and conditions.

"High Frequency Ceramic Solutions"

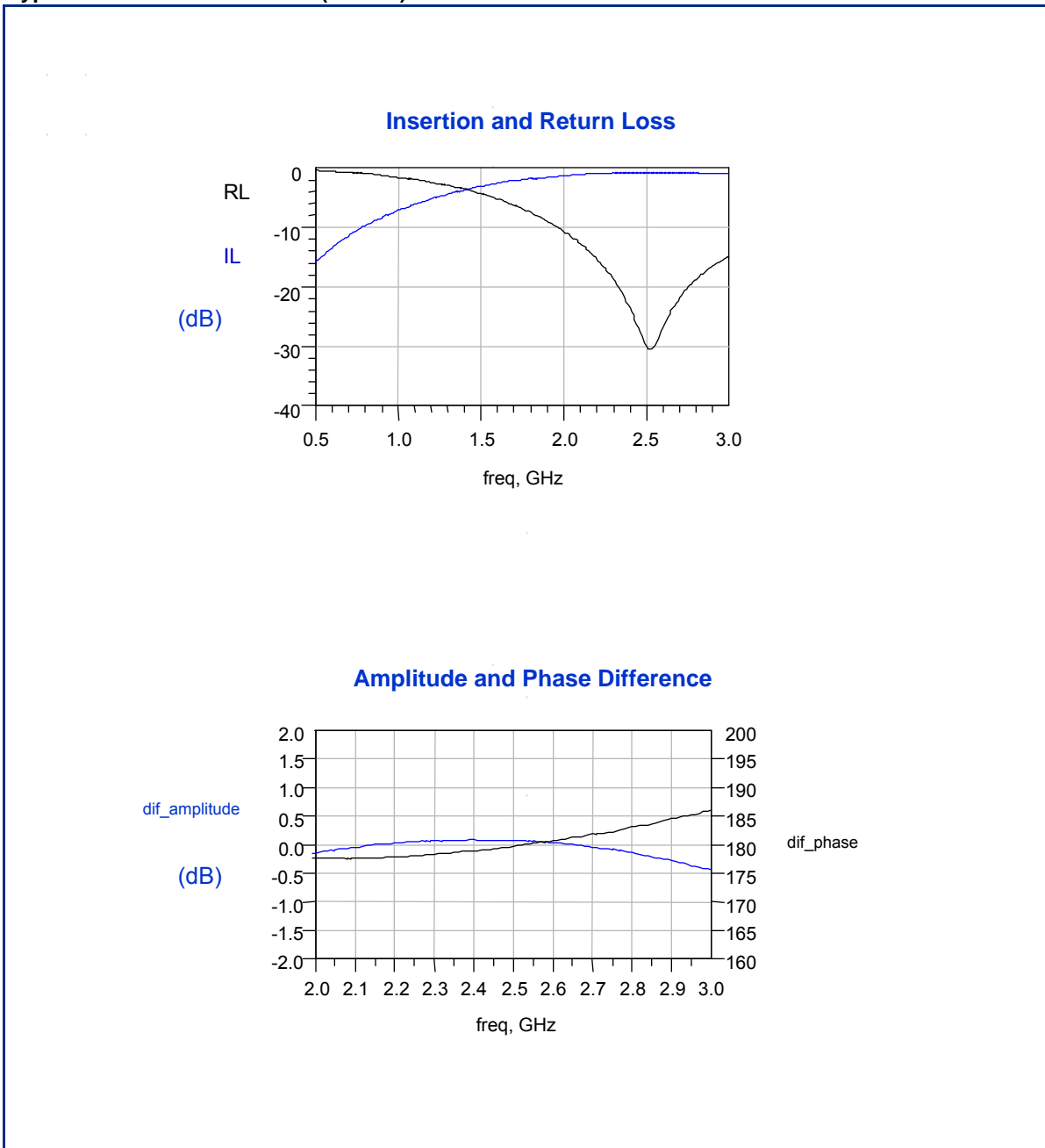
2.5 GHz Balun

P/N 2500BL14M050

Detail Specification: 03/01/06

Page 2 of 2

Typical Electrical Performance (T=25°C)



Johanson Technology, Inc. reserves the right to make design changes without notice.

All sales are subject to Johanson Technology, Inc. terms and conditions.



www.johansontechnology.com

931 Via Alondra • Camarillo, CA 93012 • TEL 805.389.1166 FAX 805.389.1821

2003 Johanson Technology, Inc. All Rights Reserved