

"High Frequency Ceramic Solutions"

920/1885 MHz Dual Band Balun

P/N 0918BD41B050

Detail Specification: 07/03/03

Page 1 of 2

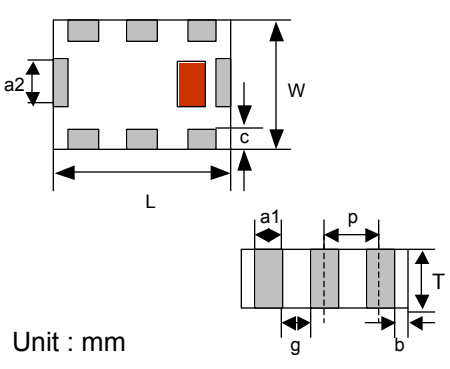
General Specifications

Part Number	0918BD41B050	
	Band 1	Band 2
Frequency (MHz)	900 ~ 940	1850 ~ 1920
Insertion Loss @ BW	1.2 dB max.	1.7 dB max.
Return Loss @ Unbalanced Port	8.5 dB Min.	
Unbalanced Impedance	50 Ω	
Differential Balanced Imp.	50 Ω	

Power Capacity	1.0 Watt max.
Operating Temperature	-40 ~ +85 °C
Reel Quantity	2,000

Mechanical Dimensions

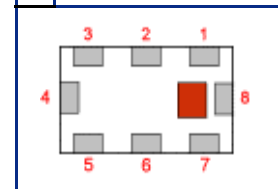
	In	mm
L	0.126 ± 0.008	3.20 ± 0.20
W	0.098 ± 0.008	2.50 ± 0.20
T	0.059 ± 0.006	1.50 ± 0.15
a1	0.022 ± 0.006	0.55 ± 0.15
a2	0.028 ± 0.008	0.70 ± 0.20
b	0.004 min	0.1 min
c	0.016 +.004/-0.008	0.40 +0.1/-0.2
g	0.018 ± 0.006	0.45 ± 0.15
p	0.039 ± 0.008	1.00 ± 0.20



Unit : mm

Terminal Configuration

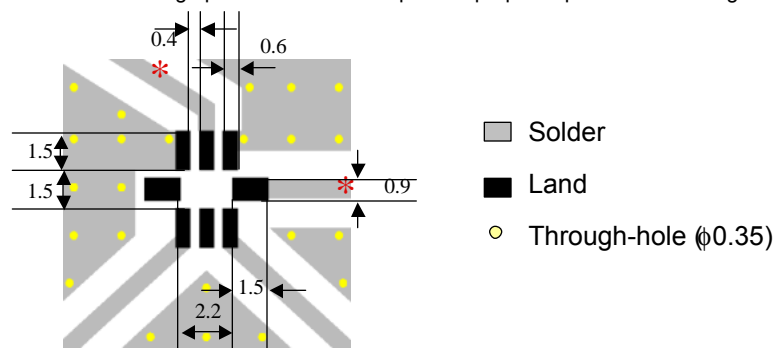
No.	Function
1	GND
2	Unbalanced Port (Band 1)
3	GND
4	NC
5	Balanced Port
6	NC
7	Balanced Port
8	Unbalanced Port (Band 2)



Mounting Considerations

Mount these devices with brown mark facing up. Line width should provide proper impedance matching characteristics.

Units: mm



Johanson Technology, Inc. reserves the right to make design changes without notice.
All sales are subject to Johanson Technology, Inc. terms and conditions.

"High Frequency Ceramic Solutions"

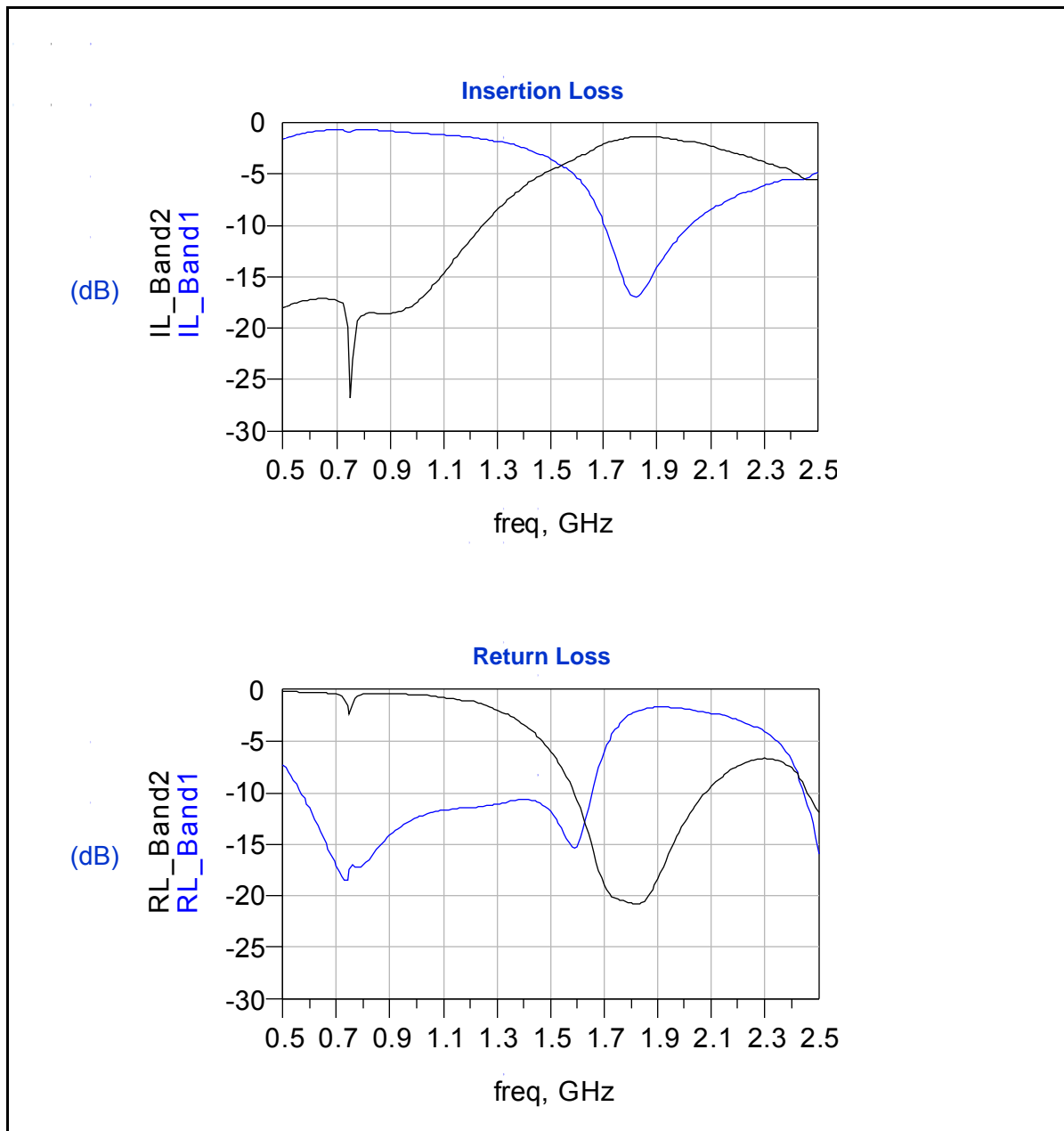
920/1885 MHz Dual Band Balun

P/N 0918BD41B050

Detail Specification: 07/03/03

Page 2 of 2

Typical Electrical Characteristics (T=25°C)



Johanson Technology, Inc. reserves the right to make design changes without notice.

All sales are subject to Johanson Technology, Inc. terms and conditions.