

"High Frequency Ceramic Solutions"

892/1850 MHz Diplexer

P/N 0892DP14A1850

Detail Specification: 11/13/03

Page 1 of 2

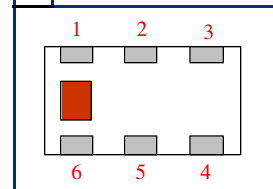
General Specifications

Part Number	0892DP14A1850_	
Frequency (MHz)	824 - 960	1710 - 1990
Attenuation in Low Band Path	0.5 dB max.	15 dB min.
Attenuation in High Band Path	25 dB min.	0.8 dB max.
Pass-band Return Loss	12 dB min.	12 dB min.

Input Power	3 Watts max.
Impedance	50 Ω
Operating Temperature	-40 to +85°C
Reel Quantity	4,000

Terminal Configuration

No.	Function
1	Low Band Port (P3)
2	GND
3	High Band Port (P1)
4	GND
5	Common. Port (P2)
6	GND



Mechanical Dimensions

	In	mm
L	0.063 ± 0.004	1.60 ± 0.10
W	0.031 ± 0.004	0.80 ± 0.10
T	0.024 ± 0.004	0.60 ± 0.10
a	0.008 ± 0.004	0.20 ± 0.10
b	0.008 +.004/-0.006	0.20 +0.1/-0.15
c	0.006 ± 0.004	0.15 ± 0.10
g	0.012 ± 0.004	0.30 ± 0.10
p	0.020 ± 0.002	0.50 ± 0.05

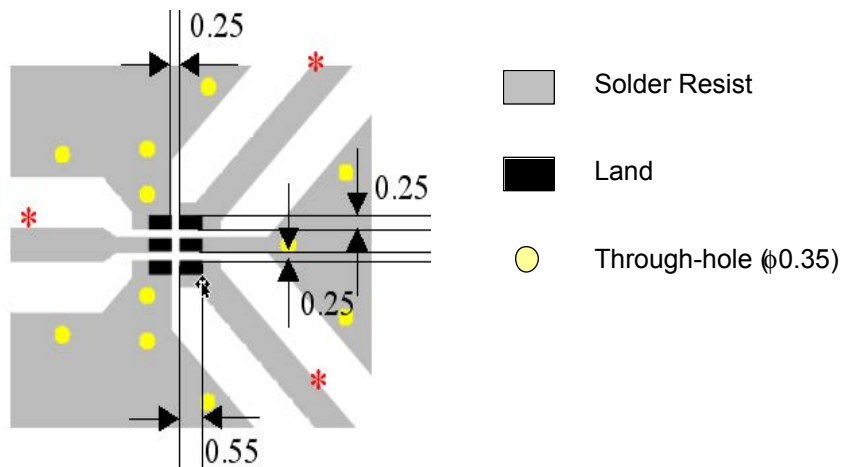
Units: mm

Mounting Considerations

Mount these devices with brown mark facing up.

Line width should be designed to provide 50Ω impedance matching characteristics.

Units: mm



Johanson Technology, Inc. reserves the right to make design changes without notice.
All sales are subject to Johanson Technology, Inc. terms and conditions.

"High Frequency Ceramic Solutions"

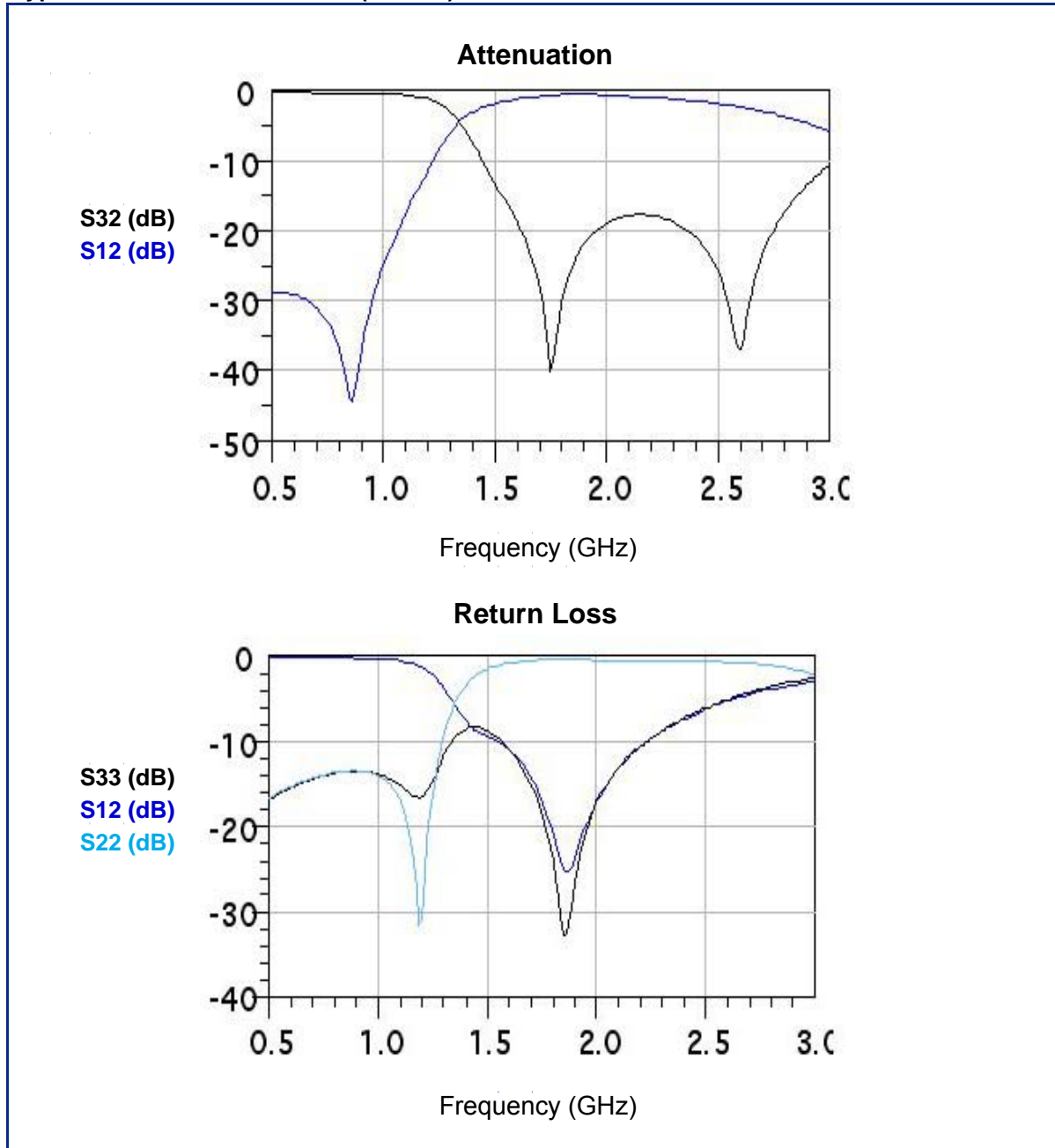
892/1850 MHz Diplexer

P/N 0892DP14A1850

Detail Specification: 11/13/03

Page 2 of 2

Typical Electrical Performance (T=25°C)



Johanson Technology, Inc. reserves the right to make design changes without notice.

All sales are subject to Johanson Technology, Inc. terms and conditions.



www.johansontechnology.com

931 Via Alondra • Camarillo, CA 93012 • TEL 805.389.1166 FAX 805.389.1821

2003 Johanson Technology, Inc. All Rights Reserved