

"High Frequency Ceramic Solutions"

900 MHz Balun

P/N 0900BL15C050

Detail Specification: 05/09/05

Page 1 of 2

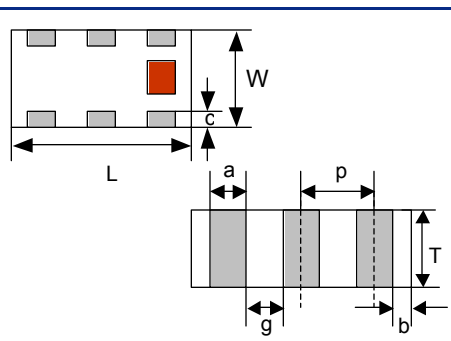
General Specifications

Part Number	0900BL15C050
Frequency (MHz)	800 - 1000
Unbalanced Impedance	50 Ω
Differential Balanced Imp.	50 Ω
Insertion Loss	1.2 dB max.
Return Loss	9.5 dB min.
Phase Difference (degree)	180 \pm 10
Amplitude Difference	2.0 dB max.

Operating Temperature	-40 to +85°C
Reel Quantity	4,000
Power Capacity	3 Watts max.

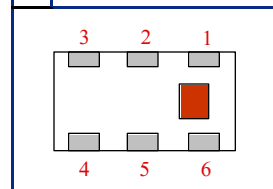
Mechanical Dimensions

	In	mm
L	0.079 \pm 0.004	2.00 \pm 0.10
W	0.049 \pm 0.004	1.25 \pm 0.10
T	0.028 \pm 0.004	0.70 \pm 0.10
a	0.012 \pm 0.004	0.30 \pm 0.10
b	0.008 \pm 0.004	0.20 \pm 0.10
c	0.012 +.004/-0.008	0.30 +0.1/-0.2
g	0.014 \pm 0.004	0.35 \pm 0.10
p	0.026 \pm 0.002	0.65 \pm 0.05



Terminal Configuration

No.	Function
1	Unbalanced Port (IN)
2	GND or DC feed+RF GND
3	Balanced Port (OUT1)
4	Balanced Port (OUT2)
5	GND
6	NC

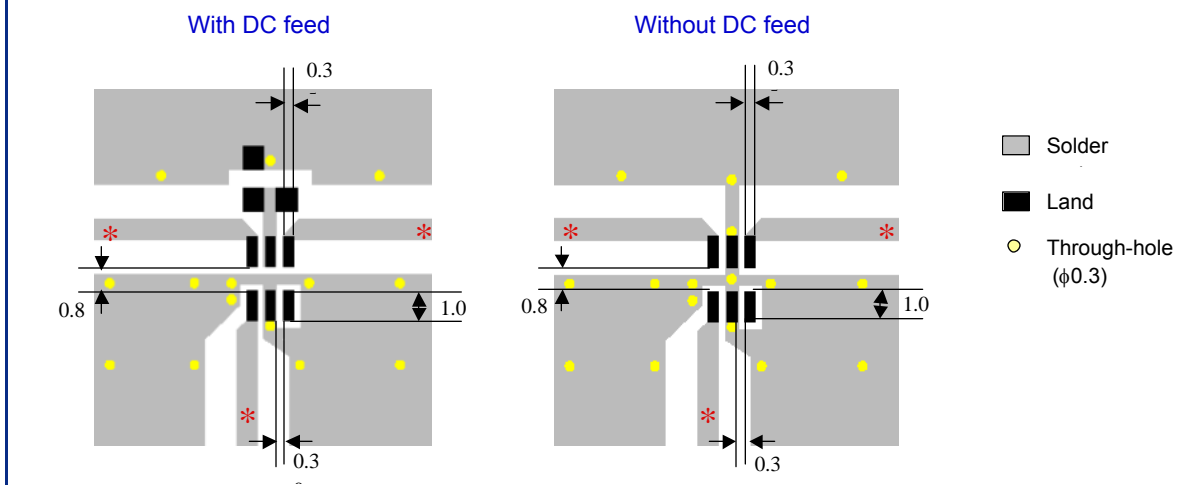


Mounting Considerations

Mount these devices with brown mark facing up.

* Line width should be designed to provide proper impedance matching characteristics.

Units: mm



Johanson Technology, Inc. reserves the right to make design changes without notice.
All sales are subject to Johanson Technology, Inc. terms and conditions.



www.johansontechnology.com

931 Via Alondra • Camarillo, CA 93012 • TEL 805.389.1166 FAX 805.389.1821

2003 Johanson Technology, Inc. All Rights Reserved

"High Frequency Ceramic Solutions"

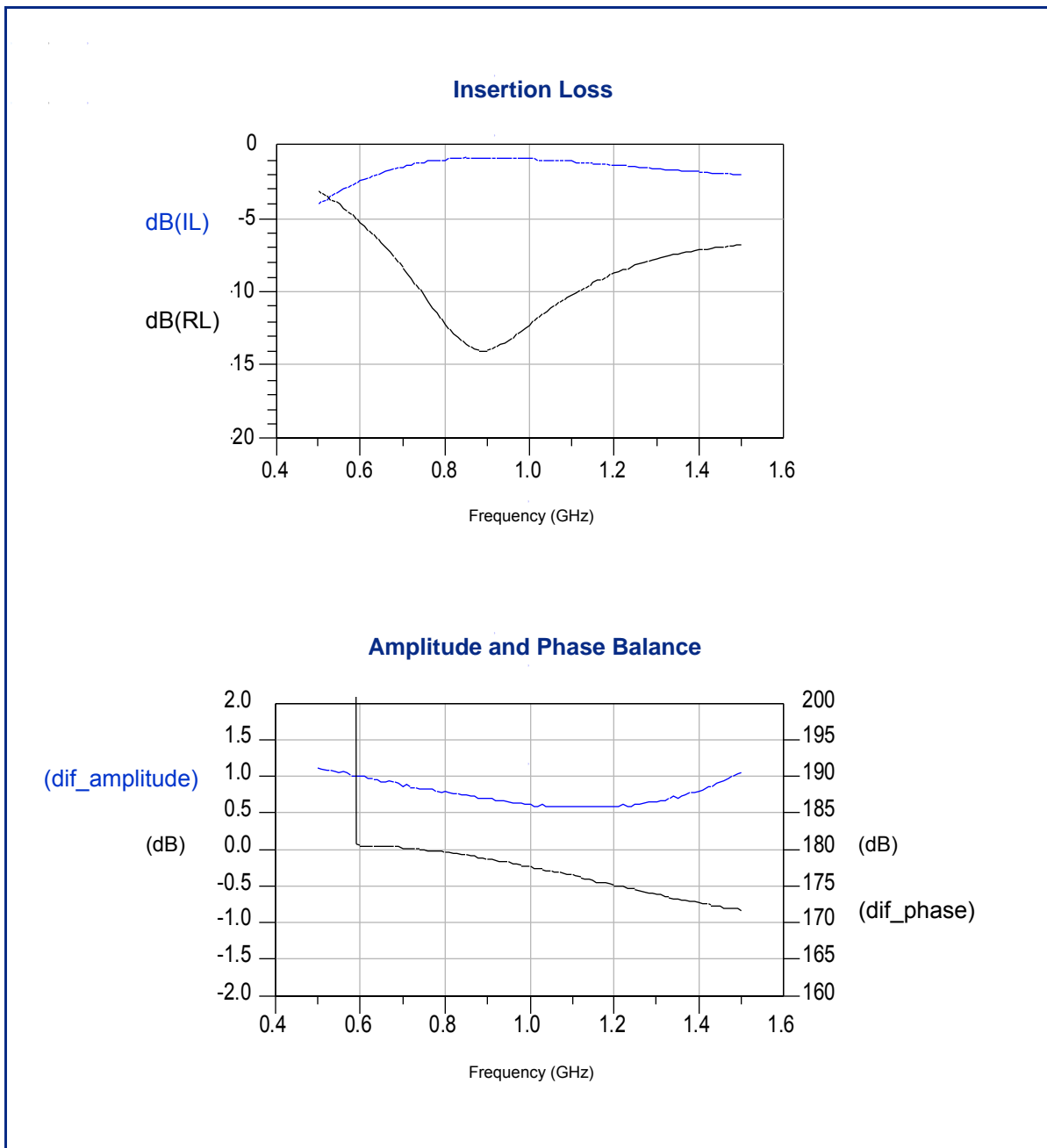
900 MHz Balun

P/N 0900BL15C050

Detail Specification: 05/09/05

Page 2 of 2

Typical Electrical Performance (T=25°C)



Johanson Technology, Inc. reserves the right to make design changes without notice.

All sales are subject to Johanson Technology, Inc. terms and conditions.



www.johansontechnology.com

931 Via Alondra • Camarillo, CA 93012 • TEL 805.389.1166 FAX 805.389.1821

2003 Johanson Technology, Inc. All Rights Reserved