
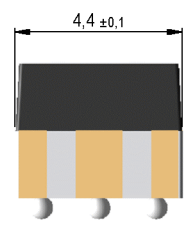
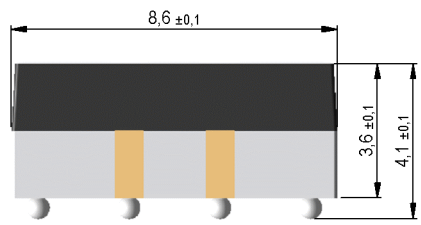


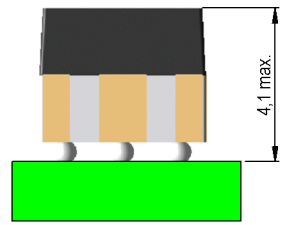
Preliminary Datasheet

Dimensions mm[inch]
 tolerances acc. to DIN ISO 2768-m
 Toleranzen gem. DIN ISO 2768-m

Isometric
 Scale 1:2
 Maßstab 1:2

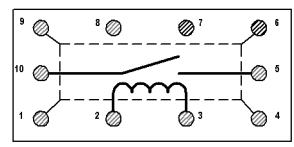


Post reflow height



Schematic

Top view
 Draufsicht

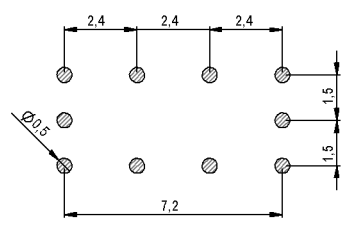


Marking

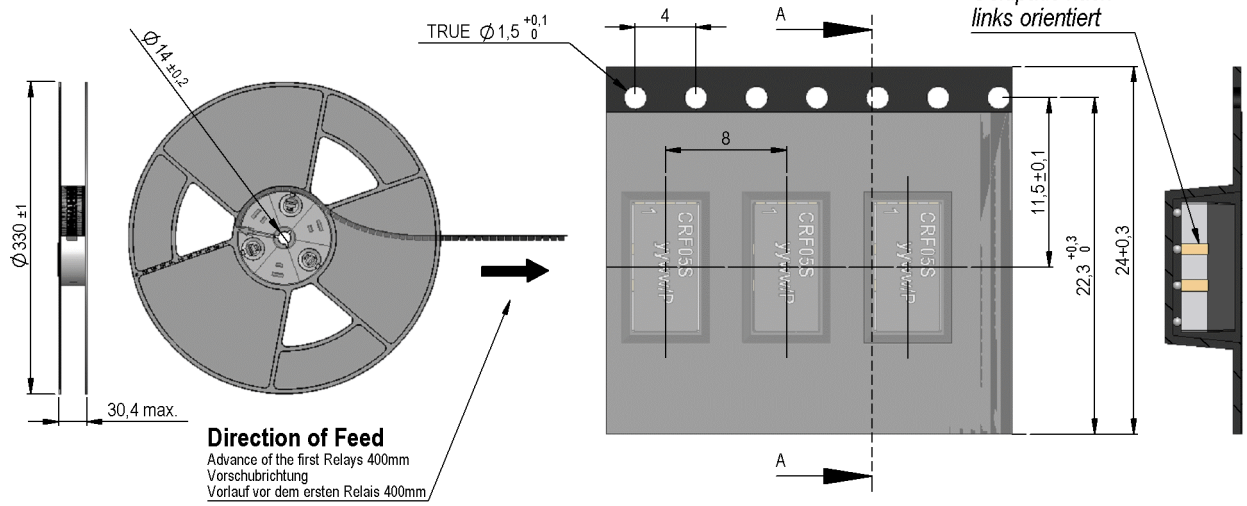
according to EN60062/factory code
 gem. EN60062/Fertigungsstätte



Recommended PCB Pad Layout



Relay packaging orientation





Europe: +49 / 7731 8399 0 | Email: info@meder.com
 USA: +1 / 508 295 0771 | Email: salesusa@meder.com
 Asia: +852 / 2955 1682 | Email: salesasia@meder.com

Item No.:
9605180020
 Item:
CRF05-1AS

Products for tomorrow...

Preliminary Datasheet

Coil Data at 20 °C	Conditions	Min	Typ	Max	Unit
Coil resistance		135	150	165	Ohm
Coil voltage			5		VDC
Rated power			167		mW
Pull-In voltage				3,75	VDC
Drop-Out voltage		0,75			VDC

Contact data 80/1	Conditions	Min	Typ	Max	Unit
Contact rating	Any DC combination of V & A			10	W
Switching voltage	DC or Peak AC			170	V
Switching current	DC or Peak AC			0,5	A
Carry current	DC or Peak AC			1	A
Contact resistance static	Measured with 40% overdrive			200	mOhm
Insulation resistance	RH <45 %, 100 V test voltage	1	10		GOhm
Breakdown voltage	according to EN 60255-5	210			VDC
Operate time incl. bounce	measured with 40% overdrive			0,1	ms
Release	measured with no coil excitation			0,02	ms
Capacity	@ 10 kHz across open switch		0,4		pF

Special Product Data	Conditions	Min	Typ	Max	Unit
Number of contacts				1	
Contact - form				A - NO	
Dielectric Strength Coil/Contact	according to EN 60255-5	1,5			kV DC
Insulation resistance Coil/Contact	RH <45%, 200 VDC measuring voltage	10	100		TOhm
Case color				black/white	
Housing material				Ceramic + mineral filled epoxy	
Material connection pads				BGA solderballs D= 0,025 inches, lead free	
Magnetic Shield				yes	
Approval				UL-File No. NRNT2.E156887	
Reach / RoHS conformity				yes	

Environmental data	Conditions	Min	Typ	Max	Unit
Shock	1/2 sine, duration 11ms, in 3 axis			50	g
Vibration	from 10 - 2000 Hz			20	g
Operating temperature		-40		85	°C
Storage temperature		-55		125	°C
Soldering Temperature T _{sold}	Reflow according IPC/JEDEC J-STD-020C			260	°C
Washability				fully sealed	
Remark				RF data available upon request, please consult factory	

General data	Conditions	Min	Typ	Max	Unit
Total weight			0,37		g
Packaging				Tape & Reel / 1000 pcs.	

Modifications in the sense of technical progress are reserved

Designed at: 27.01.11 Designed by: CRUF Approval at: 27.01.11 Approval by: CRUF
 Last Change at: 30.10.12 Last Change by: WKOVACS Approval at: Approval by:

Version: 05